

MathInNature

www.naturestudyaustralia.com.au

PHOTOCOPYING AND DISTRIBUTION POLICY

*©Copyright 2020 by Johanna Buijs. All rights reserved. Permission is granted to the purchaser of this eBook to print or copy for their family's use only. **This material is not to be duplicated or shared in any form outside of your own home.***

Using 3 Part Montessori Style Identification Cards

These 3 part Montessori Style cards have been made to help you teach the directional points on a Compass Rose.


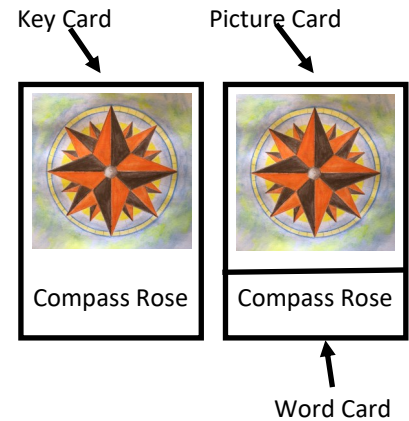
They can be used in a traditional way of introducing the *Key Card* to your child. As you lay the card say the name. Start with two or three cards. Allow the child to match the *Picture Card* that has been separated from the *Word Card*. Then, if your child is not yet reading, read the *Word Card* and help your child to match that to the *Key Card* also. Older children who are fluent readers can do this activity by themselves.


The cards can also be used to play memory or snap.

The following links will help you if you are new to three part cards


[Using three part card—Frog demonstration](#)

[Learning with Montessori](#)







North




North




South




South




East




East




West




West



North-east




North-east



South-east




South-east




North-west



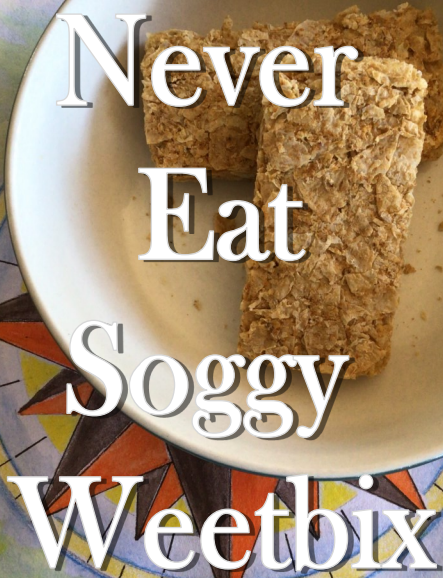
North-west



South-west



South-west

A white plate with two pieces of Weetbix cereal on a compass rose background. The text is overlaid on the image.

Never
Eat
Soggy
Weetbix

Never Eat Soggy Weetbix

North—East—South—West

A white plate with two pieces of Weetbix cereal on a compass rose background. The text is overlaid on the image.

Never
Eat
Soggy
Weetbix

Never Eat Soggy Weetbix

North—East—South—West