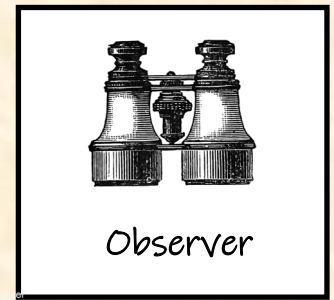


INSECTS



Discover the amazing diversity and beauty of insects.

To earn these badges, you will need to complete the six activities listed below. For the last activity you can choose your own and fill in the box. Have fun learning about insects.

Level 1	Level 2	Level 3
Make a list of 5 insects that are common in your area.	Make a list of 8 insects that are common in your area.	Make a list of 10 insects that are common in your area.
Learn to recognize all 5. <input type="checkbox"/>	Learn to recognize all 8. <input type="checkbox"/>	Learn to recognize all 10. <input type="checkbox"/>
Make or buy a net to catch insects. <input type="checkbox"/>	Make or buy a net to catch insects. Observe any you catch. <input type="checkbox"/>	Take photos and make fact cards for all the insects on your list. <input type="checkbox"/>
Learn about the life cycle of a butterfly, dragonfly and beetle. <input type="checkbox"/>	Learn about the lifecycle of a butterfly, dragonfly and beetle. <input type="checkbox"/>	Draw a diagram of a life cycle for each insect on your list. <input type="checkbox"/>
Go out and listen carefully for insects. Describe what you hear. <input type="checkbox"/>	Look carefully for nymphs, grubs and caterpillars. <input type="checkbox"/>	Look carefully for insect eggs, nymphs, grubs and caterpillars. <input type="checkbox"/>
Make an ant farm and watch your ants. <input type="checkbox"/>	Make an ant farm or raise a butterfly. <input type="checkbox"/>	Make an ant farm, raise a butterfly or a stick insect. <input type="checkbox"/>
Choose your own activity. <input type="checkbox"/>	Choose your own activity. <input type="checkbox"/>	Choose your own activity. <input type="checkbox"/>



INSECTS



Data Collector


Record the amazing diversity and beauty of insects.

To earn these badges, you will need to complete the six activities listed below. For the last activity you can choose your own and fill in the box. Have fun learning about insects.

Level 1	Level 2	Level 3
Write a list of 5 insects that are common in your area. Draw each of them. <input type="checkbox"/>	Write a list of 8 insects that are common in your area. Draw each of them. <input type="checkbox"/>	Write a list of 10 insects that are common in your area. Draw each of them. <input type="checkbox"/>
Choose one insect to go find outside. <input type="checkbox"/>	Keep a log of all the insects that come to pollinate a plant in your garden. <input type="checkbox"/>	Keep a log of all the insects that come to pollinate a plant in your garden. <input type="checkbox"/>
Label a drawing of an insect. <input type="checkbox"/>	Label a drawing of an insect. <input type="checkbox"/>	Research the different types of Lady-beetles that we have in Australia. Keep a list of those you see. <input type="checkbox"/>
Count how many insects are living on a plant in your garden. <input type="checkbox"/>	Keep a list of all insects within a 1 meter square piece of garden. <input type="checkbox"/>	Search for insect larvae. Measure and record what you find. <input type="checkbox"/>
When you go for a walk, count how many ant nests you pass. <input type="checkbox"/>	Keep a list of all beetles you can find over 1 week. <input type="checkbox"/>	Keep a list of all beetles you can find over 1 week. <input type="checkbox"/>
Choose your own activity. <input type="checkbox"/>	Chose your own activity. <input type="checkbox"/>	Chose your own activity. <input type="checkbox"/>






INSECTS



Journal the amazing diversity and beauty of insects.

To earn these badges you will need to complete the six activities listed below. For the last activity you can choose your own and fill in the box. Have fun learning about insects.

Level 1	Level 2	Level 3
Write a list of 5 Insects. Create a journal page for Insect 1. <input type="checkbox"/>	Have a list of 8 Insects. Create a journal page for insects 1 & 2. <input type="checkbox"/>	Have a list of 10 Insects common to your area. Create a journal page for each insect. <input type="checkbox"/>
Create a journal page for Insect 2. <input type="checkbox"/>	Create a journal page for insects 3 & 4. <input type="checkbox"/>	Create a journal page showing what animal features makes an animal an insect. <input type="checkbox"/>
Create a journal page for Insect 3. <input type="checkbox"/>	Create a journal page for insects 5 & 6. <input type="checkbox"/>	Create a journal page showing some different insect lifecycles. <input type="checkbox"/>
Create a journal page for Insect 4 & 5. <input type="checkbox"/>	Create a journal page for insects 7 & 8. <input type="checkbox"/>	Create a journal page showing an ecosystem which includes one of the insects on your list. <input type="checkbox"/>
Make a journal page that shows the different kinds of pollinators in your backyard. <input type="checkbox"/>	Make a journal page that shows the different kinds of pollinators in your backyard. <input type="checkbox"/>	Make a journal page that shows the different kinds of pollinators in your backyard. <input type="checkbox"/>
Choose your own journal entry. <input type="checkbox"/>	Choose your own journal entry. <input type="checkbox"/>	Choose your own journal entry. <input type="checkbox"/>



INSECTS

Below is an easy reference chart for where you can find information and extra activities on this topic in the Nature Study Australia Guides.

Australian Nature Study Guide Volumes 1-4	Australian Backyard Nature Study Guide Volumes 5-8	Living Book Guides A Bush Calendar	Habitat Series Ocean, Dessert, Woodlands
Vol 1 Lesson 1 Honeybees Lesson 9 Emperor Gum Moth	Vol 5 Lesson 1 Ants Lesson 2 Ladybugs Lesson 3 Grasshoppers Lesson 4 Native Bees	Lesson 13 Butterflies Lesson 21 Cicadas	Ocean Guide
Vol 2	Vol 6 Lesson 1 Mantid		Desert Guide Lesson 7 Invertebrates
Vol 3 Lesson 9 Eucalyptus Leaf Beetle	Vol 7		Woodlands Guide Lesson 6 Invertebrates
Vol 4 Lesson 3 Caterpillars Lesson 4 Butterflies Lesson 5 Dragonflies	Vol 8 Lesson 5 True bugs Lesson 6 Flies Lesson 8 Wasps		