


# LOCAL HABITAT KNOWLEDGE



Discover the amazing diversity and beauty of your local habitat.

To earn these badges, you will need to complete the six activities listed below. For the last activity, you can choose your own and fill in the box. Have fun learning about your local habitats.

Level 1	Level 2	Level 3
Go for a walk and decide what kind of nature habitat you live in. Urban, Bush, Coastal? <input type="checkbox"/>	Learn the major habitats of Australia. <input type="checkbox"/>	Learn the major habitats of Australia and their characteristics. <input type="checkbox"/>
Find out the name of the Indigenous First People who originally lived in your area. Learn their name. <input type="checkbox"/>	Find out the name of the Indigenous First People who originally lived in your area. Learn their name. <input type="checkbox"/>	Find out the name of the Indigenous First People who originally lived in your area. Learn their name. <input type="checkbox"/>
Discover what local food source used to be available. Is it still available? <input type="checkbox"/>	Discover what local food source used to be available. Is it still available? Write about it. <input type="checkbox"/>	Read two books about your local flora and fauna. <input type="checkbox"/>
Make a list of local wildlife. <input type="checkbox"/>	Make a list of local wildlife. <input type="checkbox"/>	Make a list of local flora and fauna. <input type="checkbox"/>
Make a list of local plants. <input type="checkbox"/>	Make a list of local plants. <input type="checkbox"/>	Find where the closest bushwalks are to your home. Walk two of these. <input type="checkbox"/>
Choose your own activity. <input type="checkbox"/>	Choose your own activity. <input type="checkbox"/>	Choose your own activity. <input type="checkbox"/>



# SEASONAL SIGNS



Discover the amazing wonder of seasonal signs.

To earn these badges, you will need to complete the six activities listed below. For the last activity, you can choose your own and fill in the box. Have fun learning about seasonal signs in your local area.

Level 1	Level 2	Level 3
Learn the four seasons of the year. <input type="checkbox"/>	Learn the four seasons of the year and the Indigenous seasons for your area. <input type="checkbox"/>	Learn the four seasons of the year and the Indigenous seasons for your area. <input type="checkbox"/>
Learn what changes happen in each of the four seasons. <input type="checkbox"/>	Make a phenology wheel for the year. Start at whatever month it is now. <input type="checkbox"/>	Make a phenology wheel for the year. Start at whatever month it is now. <input type="checkbox"/>
Draw a picture of a deciduous tree in each of the four seasons. <input type="checkbox"/>	Take photos of a deciduous tree throughout the year. <input type="checkbox"/>	Write a bush story for each season. <input type="checkbox"/>
Learn the indigenous seasons for your area. How many are there? <input type="checkbox"/>	Learn what happens on a farm during the different seasons. <input type="checkbox"/>	Watch for any migrating birds. Keep a journal of these birds. <input type="checkbox"/>
Read an Australian book about the seasons changing. <input type="checkbox"/>	Read an Australian book about the seasons changing. <input type="checkbox"/>	Read an Australian book about the seasons changing. <input type="checkbox"/>
Choose your own activity. <input type="checkbox"/>	Choose your own activity. <input type="checkbox"/>	Choose your own activity. <input type="checkbox"/>








# WEATHER



Discover awesome weather.

To earn these badges, you will need to complete the six activities listed below. For the last activity, you can choose your own and fill in the box. Have fun learning about weather.

Level 1	Level 2	Level 3
Record the temperature for 1 week. <input type="checkbox"/>	Record the weather for 2 weeks. <input type="checkbox"/>	Record the weather for a month. <input type="checkbox"/>
Record the rainfall for 1 week. <input type="checkbox"/>	Check the weather report each day and compare it to your records. <input type="checkbox"/>	Check the weather report each day and compare it to your records. <input type="checkbox"/>
Describe the wind and clouds for 1 week. <input type="checkbox"/>	Learn the names for cloud types. <input type="checkbox"/>	Learn the names for cloud types. Draw them in your journal. <input type="checkbox"/>
When you write in your nature journal, remember to include the weather each time. <input type="checkbox"/>	When you write in your nature journal, remember to include the weather each time. <input type="checkbox"/>	When you write in your nature journal, remember to include the weather each time. <input type="checkbox"/>
Read a book about weather. <input type="checkbox"/>	Read 2 books about weather. <input type="checkbox"/>	Make a graph showing your weather records for the month. <input type="checkbox"/>
Choose your own activity. <input type="checkbox"/>	Choose your own activity. <input type="checkbox"/>	Choose your own activity. <input type="checkbox"/>



# DIRECTIONS/MAPPING



Habitat series

Learn about directions and mapping.

To earn these badges, you will need to complete the six activities listed below. For the last activity, you can choose your own and fill in the box. Have fun learning directions and mapping.

Level 1	Level 2	Level 3
Find Australia on a map. Find the state you live in on a map. <input type="checkbox"/>	Find where you live on a map of Australia. <input type="checkbox"/>	Learn the GPS coordinates of where you live. <input type="checkbox"/>
Use Google maps to find your house. <input type="checkbox"/>	Learn how to read the directions and symbols on a map. <input type="checkbox"/>	Learn how to read the directions and symbols on a map. <input type="checkbox"/>
Make a map of your local area or favourite place. <input type="checkbox"/>	Make a map of your local area or favourite place. <input type="checkbox"/>	Learn how to use a compass. <input type="checkbox"/>
Learn the different points of a compass. <input type="checkbox"/>	Learn how to use a compass. <input type="checkbox"/>	Using a paper map, on a bush walk, use your compass to locate your position. <input type="checkbox"/>
Learn what the different symbols on a map mean. <input type="checkbox"/>	Use Google maps to calculate the distance between places. <input type="checkbox"/>	Make a map of your favourite nature spot. <input type="checkbox"/>
Choose your own activity. <input type="checkbox"/>	Choose your own activity. <input type="checkbox"/>	Choose your own activity. <input type="checkbox"/>








# NIGHT SKY



Discover the amazing wonder of the night sky.

To earn these badges, you will need to complete the six activities listed below. For the last activity, you can choose your own and fill in the box. Have fun learning about the night sky.

Level 1	Level 2	Level 3
Take out a book about the night sky from the library. <input type="checkbox"/>	Choose 4 constellations from the Southern sky to learn about. <input type="checkbox"/>	Choose 6 constellations from the Southern sky to learn about. <input type="checkbox"/>
Learn to find the Southern Cross in the sky. <input type="checkbox"/>	Find them in the night sky. <input type="checkbox"/>	Find them in the night sky. <input type="checkbox"/>
Draw a picture of the Southern Cross in your nature journal. <input type="checkbox"/>	Draw a picture of them in your journal and name the stars in each. <input type="checkbox"/>	Draw a picture of them in your journal and name the stars in each. <input type="checkbox"/>
Learn when the summer and winter solstice occur. <input type="checkbox"/>	Learn the phases of the moon and keep a monthly phenology wheel for the moon. <input type="checkbox"/>	Learn the phases of the moon and keep a monthly phenology wheel of the moon. <input type="checkbox"/>
Learn the phases of the moon. <input type="checkbox"/>	Keep a record of time for when the sun sets and the moon rises for 1 month. <input type="checkbox"/>	Keep a record of time for when the sun sets and the moon rises for 1 month. Make a graph. <input type="checkbox"/>
Choose your own activity. <input type="checkbox"/>	Choose your own activity. <input type="checkbox"/>	Choose your own activity. <input type="checkbox"/>






## ROCKS



Discover the amazing wonder of rocks.

To earn these badges, you will need to complete the six activities listed below. For the last activity, you can choose your own and fill in the box. Have fun learning about rocks.

Level 1	Level 2	Level 3
Take out a rock field guide from the library or buy your own. <input type="checkbox"/>	Take out a rock field guide from the library or buy your own. <input type="checkbox"/>	Take out a rock field guide from the library or buy your own. <input type="checkbox"/>
Start your own rock collection. <input type="checkbox"/>	Start your own rock collection. <input type="checkbox"/>	Start your own rock collection. <input type="checkbox"/>
Measure and weigh your rocks. <input type="checkbox"/>	Learn how to test for hardness. <input type="checkbox"/>	Learn how to test for hardness. Decide on the hardness for the rocks in your collection. <input type="checkbox"/>
Read a book about rock collecting. <input type="checkbox"/>	Learn how to test for streak. <input type="checkbox"/>	Learn how to test the streak of a rock. Describe the streak of the rocks in your collection. <input type="checkbox"/>
Look at a rock collection in a museum. <input type="checkbox"/>	Look at the rock collection in a museum. <input type="checkbox"/>	Learn the difference between metamorphic, sedimentary and igneous rocks. <input type="checkbox"/>
Choose your own activity. <input type="checkbox"/>	Choose your own activity. <input type="checkbox"/>	Choose your own activity. <input type="checkbox"/>





# HABITAT SERIES

Below is an easy reference chart for where you can find information and extra activities on this topic in the Nature Study Australia Guides.

Australian Nature Study Guide Volumes 1-4	Australian Backyard Nature Study Guide Volumes 5-8	Living Book Guides A Bush Calendar	Habitat Series Ocean, Dessert, Woodlands
<b>Vol 1 Lesson 3</b> Summer Trees <b>Lesson 8</b> Autumnal Equinox	<b>Vol 5</b>	All the lessons are applicable to local knowledge and seasonal signs	<b>Ocean Guide</b>
<b>Vol 2 Lesson 3</b> Autumn Trees <b>Lesson 10</b> Winter Solstice	<b>Vol 6 Lesson 2</b> Migration <b>Lesson 7</b> Topor <b>Lesson 8</b> Weather <b>Lesson 9</b> Rocks		<b>Desert Guide</b>
<b>Vol 3 Lesson 1</b> Winter Tree <b>Lesson 10</b> Vernal Equinox			<b>Woodlands Guide</b>
<b>Vol 4</b>	<b>Vol 8 Lesson 3</b> Direction		