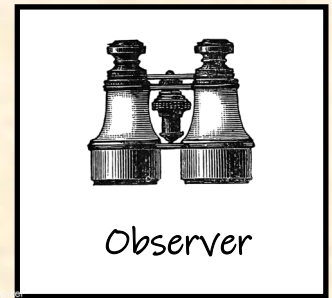


# AMPHIBIANS



Discover the amazing diversity and beauty of Amphibians.

To earn these badges you will need to complete the six activities listed below. For the last activity you can choose your own and fill in the box. Have fun learning about amphibians.

Level 1	Level 2	Level 3
Make a list of 3 Amphibians. Learn to recognize all 3. <input type="checkbox"/>	Make a list of 5 Amphibians. Learn to recognize all 5. <input type="checkbox"/>	Make a list of all the frogs and toads that can be found in your area. <input type="checkbox"/>
Spot a frog and describe what you notice. Listen to the sound it makes. <input type="checkbox"/>	Take a frog field guide out of the library. Can you find the ones on your list in the guide? <input type="checkbox"/>	Learn to recognize the sounds of the most common frogs in your area. <input type="checkbox"/>
Find out about the types of habitats where the amphibians on your list live in. <input type="checkbox"/>	Find out about the types of habitats where the amphibians on your list live. <input type="checkbox"/>	Create a frog habitat in your backyard. Watch to see if any come. <input type="checkbox"/>
Look for frog eggs and tadpoles. Describe what you find. <input type="checkbox"/>	Look for frog eggs and tadpoles. Watch them over a few days. What do you notice? <input type="checkbox"/>	Look for frog eggs and tadpoles. Watch them over a few days. What do you notice? <input type="checkbox"/>
Learn the difference between a frog and a toad. <input type="checkbox"/>	Learn about the life cycle of one the amphibians on your list. <input type="checkbox"/>	Research some frogs from other countries, what do they have in common with ours what is different. <input type="checkbox"/>
Choose your own activity. <input type="checkbox"/>	Choose your own activity. <input type="checkbox"/>	Choose your own activity. <input type="checkbox"/>





# AMPHIBIANS


Record the amazing diversity and beauty of Amphibians.

To earn these badges you will need to complete the six activities listed below. For the last activity you can choose your own and fill in the box. Have fun learning about amphibians.

Level 1	Level 2	Level 3
Make a list of 3 Amphibians. Draw each of them. <input type="checkbox"/>	Make a list of 5 Amphibians. Draw each of them. <input type="checkbox"/>	Make a list of the frogs and toads in your area. Draw each of them. <input type="checkbox"/>
Draw a picture of a frog's lifecycle. <input type="checkbox"/>	Find the scientific names for each of the amphibians on your list. <input type="checkbox"/>	Find the scientific names for each of the amphibians on your list. <input type="checkbox"/>
Find out what makes amphibians different to other animals. <input type="checkbox"/>	Write a list of things that make an amphibian different from other animals. <input type="checkbox"/>	Do a detailed drawing of the anatomy of a frog and a salamander. <input type="checkbox"/>
Find out the size of each of the amphibians on your list. <input type="checkbox"/>	Find out the size of each of the amphibians on your list. <input type="checkbox"/>	Create a fact card for each of the amphibians on your list. <input type="checkbox"/>
Research what each of the amphibians on your list eats. <input type="checkbox"/>	Research what each of the amphibians on your list eats. <input type="checkbox"/>	Using iNaturalist find out where the frogs on your list have been seen. <input type="checkbox"/>
Choose your own activity. <input type="checkbox"/>	Choose your own activity. <input type="checkbox"/>	Choose your own activity. <input type="checkbox"/>





# AMPHIBIANS



Journal the amazing diversity and beauty of Amphibians.

To earn these badges you will need to complete the six activities listed below. For the last activity you can choose your own and fill in the box. Have fun learning about amphibians.

Level 1	Level 2	Level 3
Have a list of 3 Amphibians. Create a journal page for Amphibian 1. <input type="checkbox"/>	Have a list of 5 Amphibians. Create a journal page for Amphibian 1. <input type="checkbox"/>	Have a list of the frogs and toads in your area. Create a journal page for each one. <input type="checkbox"/>
Create a journal page for Amphibian 2. <input type="checkbox"/>	Create a journal page for Amphibian 2. <input type="checkbox"/>	Create a journal page showing what animal features makes an animal an amphibian. <input type="checkbox"/>
Create a journal page for Amphibian 3. <input type="checkbox"/>	Create a journal page for Amphibian 3. <input type="checkbox"/>	Create a journal page showing some different amphibian lifecycles. <input type="checkbox"/>
Create a journal page for the lifecycle of a frog. <input type="checkbox"/>	Create a journal page for Amphibian 4. <input type="checkbox"/>	Create a journal page showing an ecosystem which includes one of the amphibians on your list. <input type="checkbox"/>
Make a journal page which shows a food chain including a frog. <input type="checkbox"/>	Create a journal page for Amphibian 5. <input type="checkbox"/>	Create a journal page including poetry. <input type="checkbox"/>
Choose your own journal entry. <input type="checkbox"/>	Choose your own journal entry. <input type="checkbox"/>	Choose your own journal entry. <input type="checkbox"/>



# AMPHIBIANS

Below is a easy reference chart for where you can find information and extra activities, on this topic in the Nature Study Australia Guides.

Australian Nature Study Guide Volumes 1-4	Australian Backyard Nature Study Guide Volumes 5-8	Living Book Guides A Bush Calendar	Habitat Series Ocean, Dessert, Woodlands
Vol 1 Lesson 4 Spotted Grass Frog	Vol 5		Ocean Guide
Vol 2	Vol 6		Desert Guide Lesson 9 Aquatic Wildlife
Vol 3	Vol 7		Woodlands Guide Lesson 5
Vol 4	Vol 8		